



## Remember:

- ✓ Make reading an enjoyable shared activity
- ✓ Read daily for no longer than 15 minutes
- ✓ Continue to build 'sight' vocabulary of words
- ✓ Allow your child to see you reading a variety of texts
- ✓ Encourage expressive reading when reading aloud - use silly voices for characters' speech!
- ✓ Encourage fluency by re-reading a section of the book to improve understanding and speed
- ✓ Encourage your child to predict what might happen next
- ✓ Encourage your child to talk about the characters, setting and plot
- ✓ Encourage your child to retell the main elements of the story in sequence using the book/pictures
- ✓ Encourage your child to talk about their likes and dislikes of a book
- ✓ Encourage your child to talk about and read non-fiction books as well as fiction books


September 2011



# Developing reading skills



at College Park Infant School



Want to learn different ways to  
help your child develop their reading  
skills?

Then read on!

## Why re-read books?

Re-reading is an important skill. It allows familiarity with the story, characters and common words. It also develops confidence.

Play a game by cutting up a sentence from the book and asking your child to put it back together in the right order.

## Different strategies

There are a range of strategies children need to develop to help read as phonics is not always the best choice to make.

- ✓ Look at the pictures and the text



- ✓ Sound out or blend the word



- ✓ Look for little words inside bigger words (walls)

- ✓ Cover up some of the word to concentrate on the other part (thing)



- ✓ Read the whole sentence to see if the word fits



- ✓ Make sure it makes sense



Encourage your child to use a range of strategies to help build up their confidence.

## Pause, Prompt, Praise

A simple technique to support your child's efforts when stuck by a word

**Pause** Give your child a little time to try and work out the word

**Prompt** Remind your child to look at the picture clues

Review which words went before

Encourage looking ahead in a sentence

Question whether the guess makes sense by re-reading

Remind your child about the sounds within the word

**Praise** Praise all attempts your child made **at the end of the book**

## Book Talk

This allows children to show an understanding of the words and story. A few simple questions after a book give an opportunity to talk and share ideas together.

Sample questions are suggested on the coloured Reading Stages in the Home Reading diaries.

Remember home readers are meant to be read with minimal errors being made by the child