









African Adventure Topic Homework ideas

<p>Go to the library in North End and find some books about Africa to complete some research about what it would be like to live there.</p> 	<p>Make a 'Safari in a shoebox' Decorate the inside of a box to look like the African Savannah. Make some animals to add to the scene.</p> 	<p>Visit these websites to do your own investigating! http://www.sciencekids.co.nz/experiments.html https://www.science-sparks.com/category/key-stage-1-science/</p> 
<p>Explore making animal patterns using different media e.g. zebra prints using charcoal, giraffe print using paint.</p> 	<p>Listen to some traditional African music and talk about how it makes you feel. See if you can create some similar music yourself. OR Listen and learn an African rhyme.</p> 	<p>Your IMPACT work this half term is to look for numbers in the environment e.g.</p> <ul style="list-style-type: none"> • odd and even numbers • looking for numbers in 5 and 10 times tables. • adding digits on a number plates. • noting the opening and closing times on shop doors. 
<p>Following our 'Wake and Shake' routines, can you pick a favourite song and create your own dance for us to do in class?</p> 	<p>Complete a tally chart of the type of materials used around the house. E.g. how many things can you find that are made of wood, metal, glass or plastic? Which material is the most popular? Why do you think this is?</p> <p>Plastic 1111 111 Wood 1111</p>	<p>We have been writing descriptions of a pineapple in school. Choose a different fruit to describe. What does it look like on the outside? What does it look like on the inside? How does it smell and taste?</p>  <p>Use a range of adjectives to describe it (not just delicious and juicy)</p>